

2024-2025 ANNUAL REPORT



Founded in 2013, **Akron Preparatory School** is located in the historic Goodyear factory building, serving the East End neighborhood. In addition to the core academic curriculum, students engage in STEAM learning, physical education, art, dance, and technology classes integrated into the school day. Beyond the classroom, students have access to sports programs, mentorship opportunities, and a range of extracurricular activities. Scholars collaborate to develop problem-solving skills, learn conflict management techniques, and recognize personal strengths. The boys' basketball program, in particular, has garnered significant interest among older students this year, fostering teamwork and a spirit of collective improvement. Akron Preparatory School provides mental health services, tutoring, and after-school and summer programs. Families benefit from robust community partnerships with organizations such as Beyond the Game, Boys & Girls Club, Family First Counseling, the National Youth Advocate Program, and others.

Mission Statement: To prepare students for a college preparatory high school that will ensure success and graduation from a four-year college.

President

Courtney Perry

Board Directors

Laurie A. Murphy | Contae Bentley

Jennifer Lastery | Ariel Watts

Board Members

Carla Saunders | Robert Purina

Authorizer

Ohio Council of Community Schools

Fiscal Officer

Dave Massa

Principal

Jon Thompson

Regional VP

Ashley Miles

Grades Served

K-8

Students Served

352

School Year Opened

2013-14

Managed By Accel Since

2017-2018



2024-2025 ANNUAL REPORT

Student Demographics



BLACK
85.4%

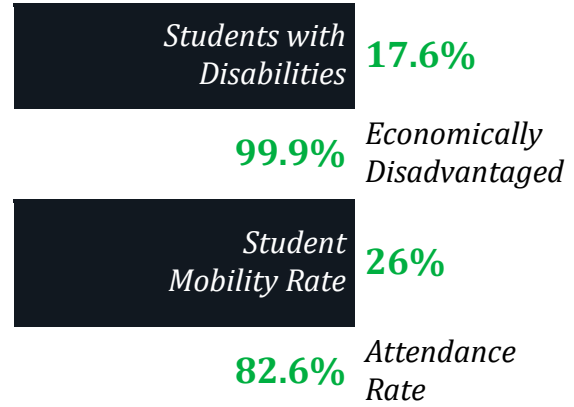
MULTI-RACIAL
6.9%

HISPANIC
3.1%

OTHER
4.6%

NOTE: If Enrollment is less than 10, results are Not Calculated (NC)

Special Populations



Progress towards Goals

The percent proficient in **ELA** on the state assessment increased from **25%** in 2023 to **27.3%** in 2025.

The percent proficient in **Math** on the state assessment increased from **14.9%** in 2023 to **22.3%** in 2025.

Attendance has been static at an average of **83%**.

Our Academic Goals

#1 By FY2027, the overall percentage of students reaching proficiency or above on state **English Language Arts** and **Mathematics** tests will increase by **15%**.

#2 By FY2027, the overall **attendance rate** will increase by **30%**.

State Report Card

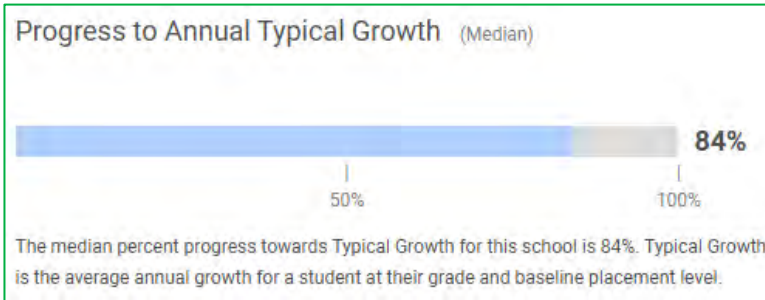
Performance Index Score 56.1	Overall Rating ★★
Achievement Component ★★	Early Literacy Component ★
Progress Component ★★	Gap Closing Component ★



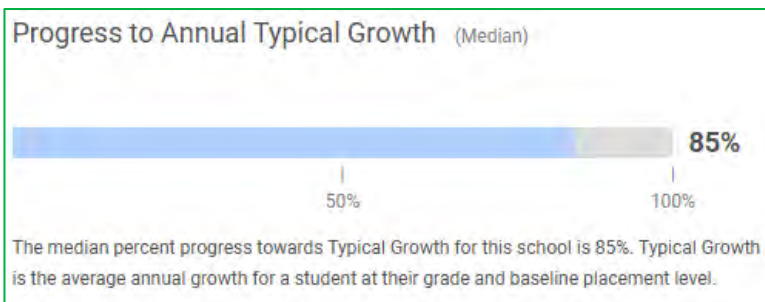
2024-2025 ANNUAL REPORT



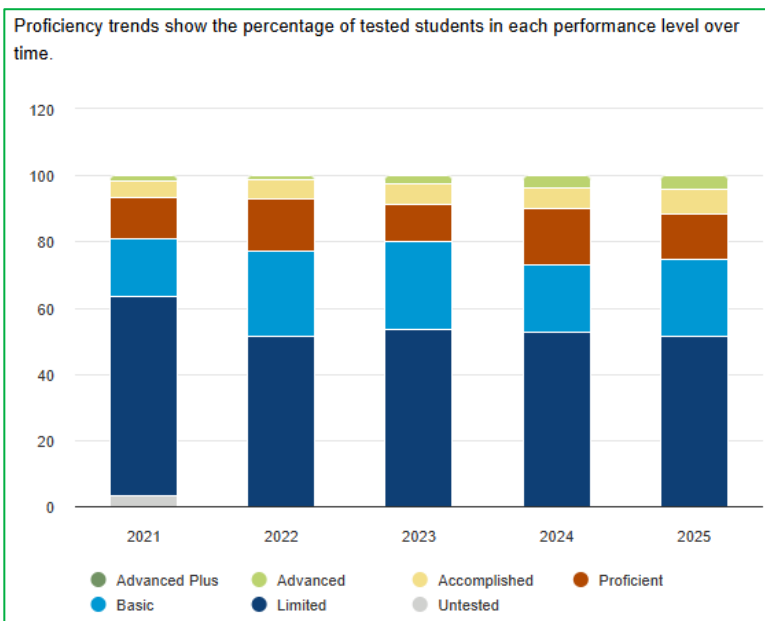
iReady Reading



iReady Mathematics



Percent Proficient for Akron Preparatory Academy



Our Highlights

During the 2024-25 school year, Akron Preparatory School strengthened its mission of growing each student academically, socially, and culturally through high expectations, relationship-building, and rigorous instruction. We expanded our after-school programming to include academic tutoring, enrichment clubs, social-emotional support groups, and mentorship options, providing students with more opportunities beyond the regular classroom.

The school also made strides in supporting families by providing free uniforms for new students, updating uniform guidelines, and hosting a backpack/school supplies giveaway at Back-to-School Night to ensure every student was ready for learning.

Instructional times were reinforced, with students expected to arrive by 7:30 AM. Consistent attendance and punctuality were emphasized, accompanied by clear policies for tardiness. Communications with families were enhanced through improved newsletters and family-centered reminders. The arts remained a vibrant part of school life, with the expanded dance program and frequent performances reinforcing both student creativity and school pride.

As a community, Akron Prep closed the year with strong momentum, marked by a renewed culture, deeper family partnerships, enriched programming, and an academic environment that is more structured and caring than ever before.

2024-2025 ANNUAL REPORT



State Sources	3,879,248
Federal Sources	783,414
Local Sources	25,605
Total Revenue	\$4,688,268

Salary & Wages	1,617,981
Employee Benefits	437,189
Purchased Services	2,542,739
Supplies & Materials	240,893
Capital Outlay	12,840
Other Expenses	77,943
Total Expenses	\$4,929,585



Sponsor Statement:

Ohio Council of Community Schools (OCCS) uses various methods to evaluate the school's performance including published tests and other academic scores such as the Ohio Department of Education & Workforce Local Report Card and supporting data. OCCS regional representatives visit our partner schools regularly ensuring compliance with federal, state, and contractual requirements.